

XYZ 250 TC

38 HP SPINDLE
250 mm CHUCK
87 mm SPINDLE BORE
77 mm BAR CAPACITY
3500 rpm SPINDLE

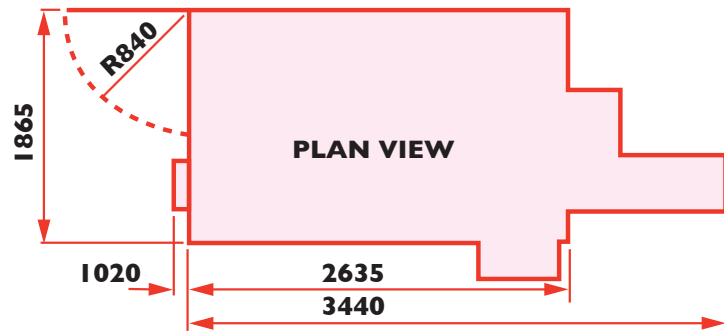


Standard Equipment

Hydraulic 250mm 3 Jaw Chuck.
Automatic Tool Setting Arm.
Swarf Conveyor & Bin.
Parts Catcher.
VDI Turret.
Hydraulic Tailstock.
Through Tool and Flood Coolant.
Remote Electronic Handwheel.
Siemens 810D ShopTurn Control.

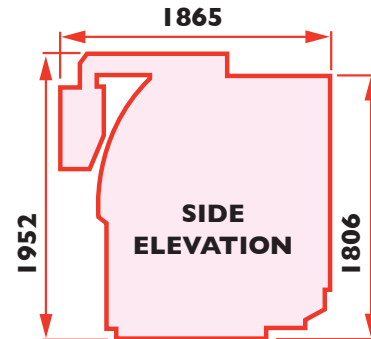
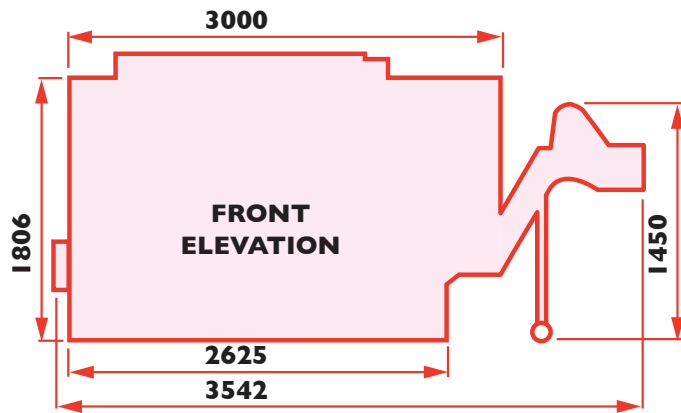
Optional Equipment

Collet Chuck.
Bar Puller.
Bar Feed.
Full 'C' Axis.
Live Tooling.



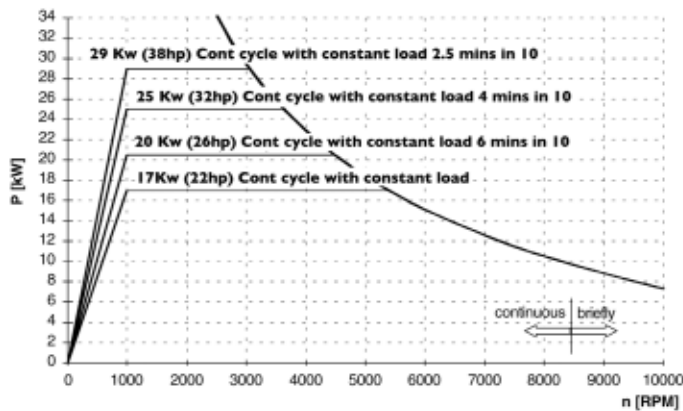
Live Tooling 'C' Axis

	XYZ 250 TC
No. of stations	12, all live
Max rpm	4000 rpm
Power 40% rating	8 Kw
'C' axis resolution	0.001°



	XYZ 250 TC
Power chuck diameter	250mm
Maximum swing	550mm
Swing over carriage cover	330mm
Maximum turned diameter	250mm
Maximum turned length	650 mm
X axis travel	220mm
Z travel	650mm
Spindle centre height from floor	950mm
Spindle nose	A2-8
Spindle bore	87mm
Bar capacity	77mm
Spindle front bearing internal dia	130mm
Max spindle speed	3500 rpm
Spindle motor	38 hp
Min spindle speed for full power	1000 rpm
X & Y axis rapid traverse rate	12 & 20 m/min
X axis slideway configuration	Hard Box Wway
Z axis slideway configuration	Hard Box Wway
Ballscrew diameter (X & Y)	32 x 40mm
Servo motors (X,Y & turret)	6Nm
Turret tool disc diameter	410mm
Type	VDI/40
Number of tool stations	12
Turning tool shank dimensions	25 x 25mm
Max. boring bar diameter	40mm
Tail stock quill taper	MT5
Quill diameter and travel	95 x 125mm
Max. quill thrust	1,007 kg
Coolant tank capacity	165 litre
Coolant pump delivery	50 l/min @ 1.8 Bar
Machine weight	5,400 kg
Footprint W x D x H approx	3600 x 1900 x 1952mm

XYZ 250 TC Power/Speed



XYZ 250 TC Torque/Speed

